3

276,705.94 **79.26%**

4

5

B2C

6

2019 12 9 2019

-2021 15%

2018 -2020 15%

[redacted]

.....

		“ ”
		" " 2007 " " 2010 " "
		100%
		100%
		49%
		100%
		60%
		55%
		15%
		10.11%
Sunvalley HK		Sunvalley HK Limited
STK		Sunvalleytek International Inc Sunvalley HK
ZBT		ZBT International Trading GmbH Sunvalley HK
SVJ		SUNVALLEY JAPAN Co.,Ltd Sunvalley HK
Donati		Donati S.r.l.
CMI		Cerniere Meccaniche Industriali S.r.l.

A		1.00
		2019 1 1 2019 12 31
		2018 1 1 2018 12 31
ORACLE ERP ERP		

	21 4 1003

□ √

√ □

“ + ”

1

1

IT

2

RavPower

TaoTronics VAVA Anjou Sable HooToo

2

3

A

B

“ ”

A

B

9

4K 4K AI 4K

C

4

A

ORACLE ERP

ORACLE ERP MRP PO

B

ERP

“ + + ”

BOM

5

A

ORACLE

“ ”

MRP

B

OEM

6

A

B

A B2C B2C

B B2B

RavPower TaoTronics VAVA Anjou Sable 2019 “2019 ”

1

2

√ □

SacaPrecision Technology S.r.l.		57,979,900.46					1.85%	
Sunvalley HK Limited		875,188,977.55					3.51%	
Sunvalleytek International Inc.		212,156,206.19					1.09%	
ZBT International Trading GmbH		60,359,813.47					0.83%	
SUNVALLEY JAPAN Co. Ltd		70,814,311.55					0.06%	
PROFOUND CENTURY		51,405,333.51					0.08%	

LIMITED								
HERITAGE WISDOM LIMITED		46,880,993.66					0.06%	
Spectrum Power Company Limited		8,929,652.43					-0.01%	
Earfun Technology (HK) Limited		11,843,692.09					-0.02%	
Xiaojia Technology Co., Limited		20,015,577.62					0.12%	

1

25

FANUC

“ ”

“ ” “ ”

2017

“ 2025” 248

11 235 2 2019 63 0 63

2016

1.2 TCL

2019 12 213

AI

6 2019 12 31 9

51 255 38

2

IT

“SH-ABC”

10kg 800kg 17mm 76mm

26mm 35mm 40mm 45° 270°

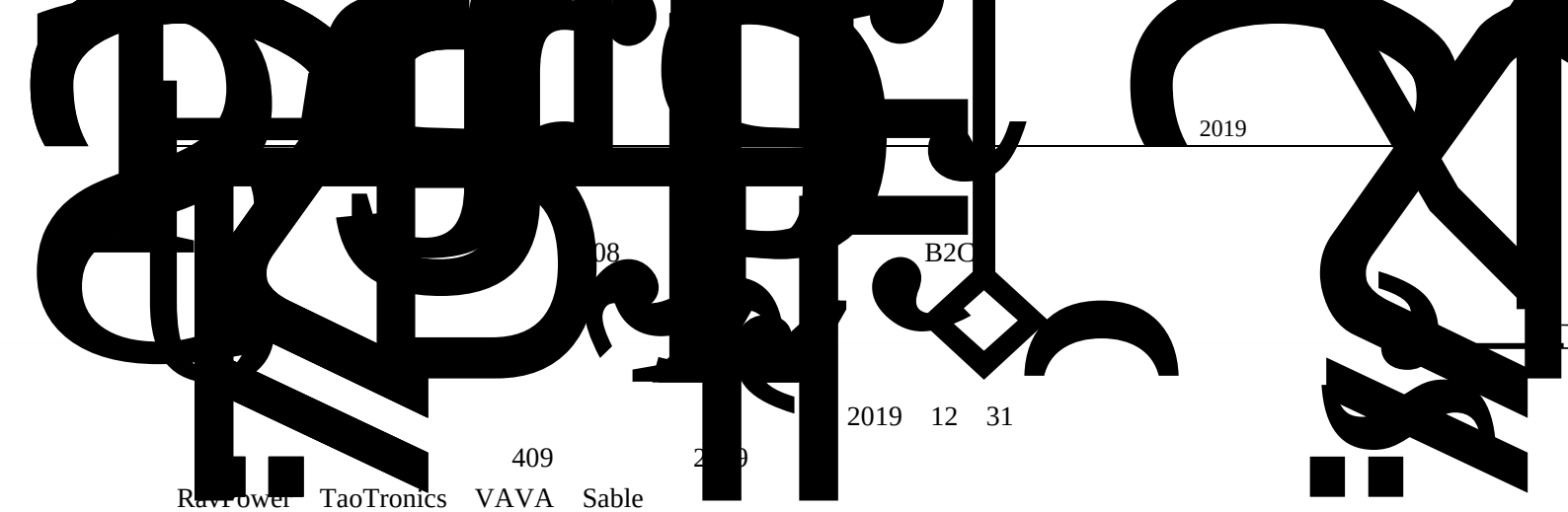

2019

08 B2C

2019 12 31

409

RavPower TaoTronics VAVA Sable

3

2018 12 31 “ + ”

349,133.66 390.94%

14,855.35 14,650.95

“ + ”

1

“ + ”

“ ”

2 2019 11,201.26

2019

بسم

		1,435,336.33	0.07%	21,276,774.37	3.97%	-93.25%
		1,401,164,158.82	72.25%			

		2019		2018		
		311,331,930.94	15.92%	322,178,510.67	51.99%	-3.37%
		38,309,204.76	1.96%	30,388,559.78	4.90%	26.06%
		93,523,626.67	4.78%	73,847,249.42	11.92%	26.64%
				52,859.13	2.88%	-93.02%
				13	9.69%	1.35%
		467.61	0.35		0.89%	23.22%
		8,051,314.99	0.92%		2.11%	37.83%
		124,950.12	0.01%		0.36%	-94.47%
		381,044,331.89	19.48%			
		322,602,450.38	16.49%			
		295,485,998.05	15.11%			
		08,259,042.60	5.53%			
		9,182,502.79				
		589,833.13				

6

□

5

1	A	66,584,430.29	1.91%
2	B	43,703,992.19	1.25%
3	C	49,911,115.71	1.43%
4	D	49,821,786.16	1.43%
5	E	33,822,787.60	0.97%
	--	243,844,111.94	6.98%

□ √

	508,569,395.53
	33.12%
	0.00%

5

1	A	178,024,531.73	11.59%
2	B	103,686,876.76	6.75%
3	C	95,103,068.57	6.19%
4	D	68,370,900.44	4.45%
5	E	63,384,018.03	4.13%
	--	508,569,395.53	33.12%

□ √

3

	2019	2018		
	1,153,438,001.67	22,336,317.19	5,063.96%	
	130,061,238.62	42,886,444.76	203.27%	
	17,423,697.63	15,232,579.24	14.38%	
	57,422,163.13	7,689,425.91	646.77%	

4

√ □

11 201.21 3.21% 67 3 64

	2019	2018	2017
	359	140	146
	19.77%	17.79%	16.10%
	112,012,092.93	26,634,766.70	24,697,620.49
	3.21%	3.75%	4.70%
	53,973,333.66	19,030,249.82	15,608,622.46
	48.19%	71.45%	63.43%
	36.19%	545.26%	103.46%

□ √

□ √

5

	2019	2018

√ □

□ √

√ □

	6,454,487.43	3.85%		
	25,017.24	0.01%		
	-7,874,982.15	-4.69%		
	1,271,164.79	0.76%		
	6,246,167.17	3.72%		
	-14,085,672.82	-8.39%		

1

2019

√ □

	2019		2019			
	296,045,103.46	8.70%	238,851,297.47	8.22%	0.48%	
	487,029,265.92	14.31%	306,178,294.51	10.53%	3.78%	
	616,767,951.77	18.13%	463,647,217.05	15.95%	2.18%	

		0.00%		0.00%	0.00%	
	6,273,833.55	0.18%	17,480,399.12	0.60%	-0.42%	
	480,939,463.44	14.14%	425,786,132.48	14.65%	-0.51%	
	8,996,645.13	0.26%	39,830,620.58	1.37%	-1.11%	
	284,059,985.10	8.35%	288,120,843.03	9.91%	-1.56%	
	60,383,933.34	1.77%	58,500,000.00	2.01%	-0.24%	

2

□ √

3

	28,857,558.89	
	1,854,119.21	
	154,826,293.23	
	81,960,735.59	
	32,203,250.69	
	299,701,957.61	--

1

√ □

189,746,037.02	122,226,550.33	55.24%

2

□ √

3

□ √

4

□ √

5

√ □

1

√ □

2019		26,400	21,040.79	21,040.79	0	0	0.00%	9.21	100%	0
	--	26,400	21,040.79	21,040.79	0	0	0.00%	5,359.	--	0

2

	--	26,400	26,400	21,040.79	21,040.79	--	--	15,602.4	15,602.4	--	--
	--	0	0	0	0	--	--	0	0	--	--
	--	26,400	26,400	21,040.79	21,040.79	--	--	15,602.4	15,602.4	--	--

	2019	10	11	10	12	10	15

1

□ √

2

□ √

√ □

10%

			11,000,000.00	1,178,540,901.71	631,536,200.89	2,831,920,691.12	179,903,786.06	154,098,782.21
			265,000,000.00	652,597,702.71	264,986,972.90	377,514,554.33	146,280.62	190,319.72

SACA			24,022,045.25	57,979,900.46	33,460,239.44	96,873,130.13	5,337,813.62	3,763,992.69

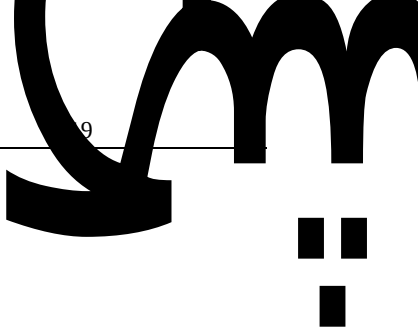

2

1

2

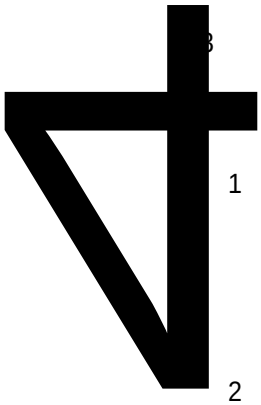

3

1

2

3

4

5

1



4

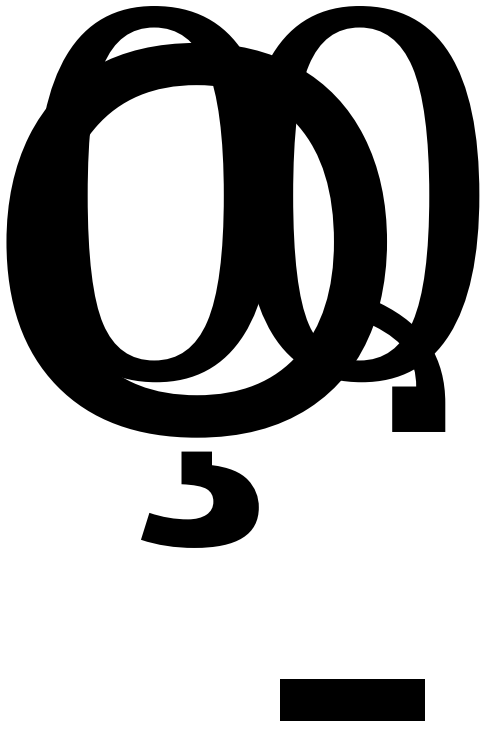

1

□ √

2019	30,015,384.88	148,553,520.80	20.21%	0.00	0.00%	35,312,217.50	20.21%
2018	0.00	2,044,036.37	0.00%	0.00	0.00%	0.00	0.00%
2017	0.00	15,086,910.56	0.00%	0.00	0.00%	0.00	0.00%

□ √

1

√ □

				2018 12 31		
	;		60	2018 12 31	2023 12 31	
	;		1	2018 06 15	9999 12 31	

2

21

			3 4			
	Sunvalley E-commerce HK Limited		12 2018 30% 2018 2019 60% 2018 2019 2020 100% 2018 2019 2020	2018 06 15	2020 12 31	
				2015 06 01	9999 12 31	

2020 2

√ □

1

1

2019 2019 6 2019

2019

2018 12 31

		(+/ -)	
	332,345,045.43	-332,345,045.43	-
		26,166,750.92	26,166,750.92
		306,178,294.51	306,178,294.51
	351,279,951.44	-351,279,951.44	-
		94,164,076.03	94,164,076.03
		257,115,875.41	257,115,875.41
	683,624,996.87	**-**	**683,624,996.87**

2018 12 31 :

		(+/ -)	
	139,348,470.37	-139,348,470.37	-
		1,965,594.12	1,965,594.12
		137,382,876.25	137,382,876.25
	95,911,847.25	-95,911,847.25	-
		-	-
		95,911,847.25	95,911,847.25
	235,260,317.62	**-**	**235,260,317.62**

2

2017 22 —— 2017

2017 7 23 —— 2017 2017 8

24 —— 2017 2017 9 2017 5 2

37 —— 2017 2017 14 “

”

2018 1 1 2019 1 1

2019

2018

2018-12-31			2019-1-1
			-
			-
26,166,750.92	-26,166,750.92		-
	26,166,750.92		26,166,750.92
306,178,294.51			306,178,294.51
97,007,509.25			97,007,509.25
12,411,805.63		-12,411,805.63	-
		15,102,402.21	15,102,402.21
13,117,368.56			13,117,368.56
8,731,0351			

463,647,217.05	463,647,217.05	-
		-
		-
59,032,998.38	41,512,998.38	-17,520,000.00
1,218,751,497.52		

ǂ

	-	-	-
			-
	-	-	-
	1,965,594.12	1,965,594.12	-
	137,382,876.25	137,382,876.25	-
	-	-	-
	7,273,645.20	7,273,645.20	-
	125,249,313.75	125,249,313.75	-
	31,916,942.60	31,916,942.60	-
			-
			-
	999,859.21	999,859.21	-
	353,221,074.36	**353,221,074.36**	**-**
			-
			-
			-
			-
	-	-	-
	1,831,196,399.12	1,831,196,399.12	-
			-
			-
			-
	141,992,078.42	141,992,078.42	-
	7,765,938.40	7,765,938.40	-
			-
			-
	15,616,659.90	15,616,659.90	-
	-	-	-
	-	-	-
	-	-	-
	1,505,239.66	1,505,239.66	-
	2,778,812.35	2,778,812.35	-
	2,000,855,127.85	**2,000,855,127.85**	**-**
	2,354,076,202.21	**2,354,076,202.21**	**-**

	140,000,000.00	140,000,000.00	-
			-
			-
			-
	-	29,096,842.34	29,096,842.34
	95,911,847.25	66,815,004.91	-29,096,842.34
	4,337,547.31	4,337,547.31	-
	3,782,346.86	3,782,346.86	-
	3,171,416.00	3,171,416.00	-
	1,512,551,826.33	1,512,551,826.33	-
	-	-	-
	20,000,000.00	20,000,000.00	-
	225,004.17	225,004.17	-
	1,779,979,987.92	**1,779,979,987.92**	**-**
	58,500,000.00	58,500,000.00	-
			-
			-
			-
	-	-	-
	-	-	-
	-	-	-
	7,497,138.62	7,497,138.62	-
	-	-	-
	-	-	-
	65,997,138.62	**65,997,138.62**	**-**
	1,845,977,126.54	**1,845,977,126.54**	**-**
	206,675,000.00	206,675,000.00	-
			-
			-
			-
	103,115,465.22	103,115,465.22	-
			-
	-	-	-
			-
	26,928,612.04	26,928,612.04	-

2

√ □

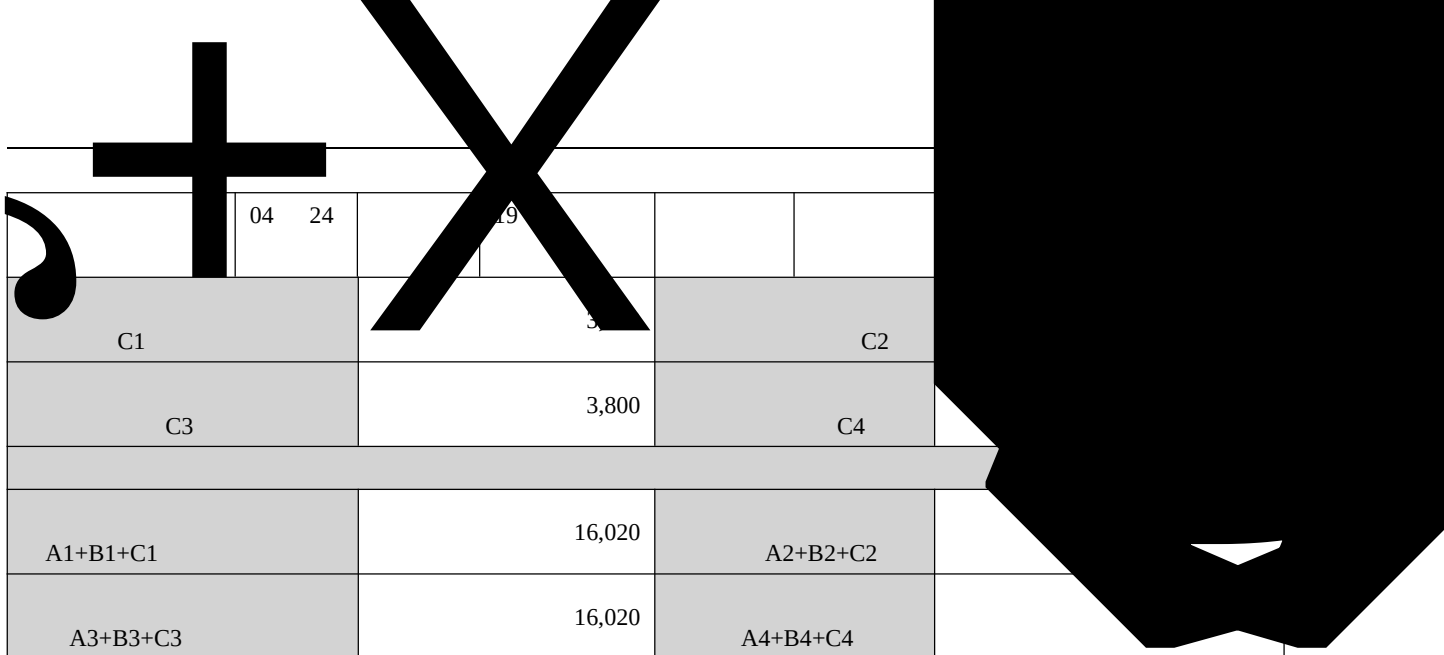

	04 24		49		
C1		3		C2	
C3		3,800		C4	
A1+B1+C1		16,020		A2+B2+C2	
A3+B3+C3		16,020		A4+B4+C4	
A4+B4+C4				5.56%	
D				0	
70% u E				0	
50% F				0	

2

3

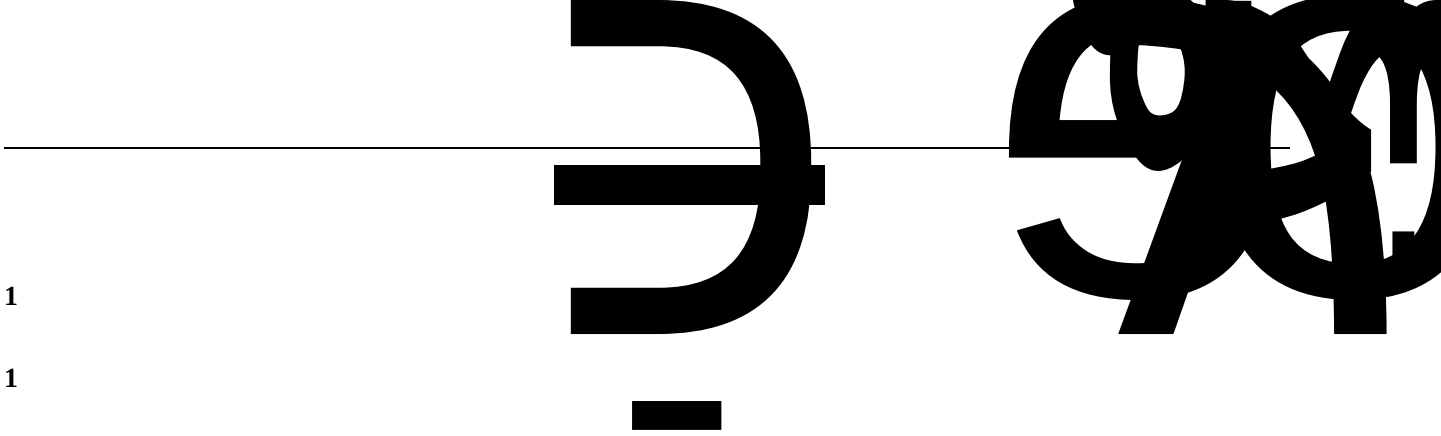

1

1

1

r

2

1

2

3

4

3

□ √

□ √

1

3	114,845,944	55.57%	146,447,175	-105,722,225	40,724,950	155,570,894	44.06%
	114,845,944	55.57%	125,232,245	-105,722,225	19,510,020	134,355,964	38.05%
	105,725,000	51.16%	74,851,755	-105,725,000	-30,873,245	74,851,755	21.20%
	9,120,944	4					

4 2019 3 21

						/2022 2 22
	114,845,944	146,449,950	105,725,000	155,570,894	--	--

1

√ □

2019 02 20 8 2019 02 20 111,315,433 0

2019 10 25

	18,994		19,014	0

	235,000 975,400 ; 798,100 798,100

10 10

□ √

10 10

2

	/			
		1994 03 18	61765650-1	

□ √

3

10			

□ √



□ √

4 10%

□ √

5

□ √

□ √

				52	2010 11 10	2023 01 12	11,813,000		2,300,000		9,513,000
				46	2019 05 15	2023 01 12	0	37,703,230			37,703,230
				33	2019 03 21	2023 01 12	3,700				3,700
	--	--	--	--	--	--	11,816,700	37,703,230	2,300,000	0	47,219,930

√ □

		2019	03	21		
		2019	03	21		
		2019	05	15		2018

1973 4 1994 11 2009 12
2009 12
1968 1
1990 9 1995 9 1995 9 1996 5
1996 5
1972 12
1993 3 1995 10 1996 2

1974 1998 3 2001 12
2002 1 2004 4 2004 5 2007
6 2007 7

2003 1 2004 12 2005 1 2010 9

2005 1 2010 10 2010 10

1987 2 2008

2018 2

5

5.1 2018

5.2 2019 12 26

2020 1 13 2020

5.3 2020 3 10

√ □

			1994 03		
			18		

94

	01	
2010	12	01
2014	07	01
2015	04	01
2017	03	24
2016	04	25
2018	01	03
2017	04	13
2018	09	10
2018	12	04
2016	10	12
2020	01	02
2015	10	10
2015	10	10
2019	12	12
2017	09	27
2017	04	25

□ √

2011 10 30

			55		39	
			46		13	
			52		56.03	
			46		100.04	
			36		25.23	
			48		52.7	
			55		5	
			48		5	
			47		5	
			42		53.6	
			55		23.22	
			33		23.61	
			41		30	
			40		24.25	
			33		24.66	
			40		1.40	
	--	--	--	--	481.74	--

□ √

1

	404
	1,412
	1,816
	1,816
	17
	771
	539
	323
	37
	146
	1,816
	56
	659
	263
	838
	1,816

2

4

√ □

1

1 1

2

5

3

4

□ √

1

2

3

4

5

□ √

1

2019		60.22%	2019 03 22	2019 03 22	http://www.cninfo.com.cn/ 2019 2019-023
2018		49.83%	2019 05 15	2019 05 15	http://www.cninfo.com.cn/ 2018 2019-076

2

□ √

1

	5	5					2
	5	5					2
	5	5					2

2

□ √

3

√ □

3 2018 2019

2019 2019

2

□ √

CAC [2020]0390

2019
12 31 2019

“ ”
2019 12 31
2019

2019 12 31
101,052.89
0.00 101,052.89 29.70% 2019

2020 2

“
”

1
“

B2C 2019

283,192.07

5

6

“ ”

1

2
3
4

5

6

CAC [2020]0390

1

	2019 12 31	2018 12 31
	296,045,103.46	238,851,297.47
	88,690,000.00	

		26,166,750.92
	487,029,265.92	306,178,294.51
	32,768,771.24	
	20,712,854.28	27,867,429.94
	54,359,098.90	97,007,509.25
	616,767,951.77	463,647,217.05
	64,631,883.20	59,032,998.38
	1,661,004,928.77	1,218,751,497.52
		12,411,805.63
	5,460,139.44	2,438,464.54
	6,273,833.55	17,480,399.12
	15,127,419.45	
	480,939,463.44	425,786,132.48
	8,996,645.13	39,830,620.58
	125,047,471.96	107,722,414.72

[redacted]

	2019
9,684,607.43	17,213,211.35
2,258,501,796.36	1,441,687,913.07
888,804.45	1,098,673.25
20,000,000.00	75,500,000.00
98,882.02	
1,032,960.63	1,119,894.13
1,544,404,075.25	4,337,181,000.74
1,543,962,028.78	2,569,388,808.00
2,592,101.43	3,193,386,323.33
12,405,387.08	12,583,742.01
3,512,276,951.44	5,145,512,367.99
	7,910,360.05
[redacted]	

	60,383,9

2

	2019 12 31	2018 12 31
	51,452,489.03	48,432,843.23
	80,690,000.00	
		1,965,594.12
	138,579,390.59	137,382,876.25
	3,645,577.99	
	818,623.09	7,273,645.20
	138,888,673.26	125,24. 0.5

		2019
	14,486,792.05	15,616,659.90
	3,319,854.04	1,505,239.66
	4,542,108.57	2,778,812.35
	1,994,153,105.32	2,000,855,127.85
	2,445,064,118.60	2,354,076,202.21
	145,000,000.00	140,000,000.00
	35,326,688.78	
	98,938,100.75	95,911,847.25
	4,196,151.22	4,337,547.31
	4,651,403.41	3,782,346.86
	389,289.46	3,171,416.00
	419,581,671.44	1,512,551,826.33
	924,863.54	860,503.97
	57,500,000.00	20,000,000.00
	43,552.03	225,004.17
	765,626,857.09	1,7

	24,510,259.16	
	6,543,751.15	7,497,138.62
	31,054,010.31	65,997,138.62
	796,680,867.40	1,845,977,126.54
	353,122,175.00	206,675,000.00
	1,096,286,077.58	103,115,465.22
	26,928,612.04	26,928,612.04
	172,046,386.58	171,379,998.41
	1,648,383,251.20	508,099,075.67
	2,445,064,118.60	2,354,076,202.21

3

	2019	2018
	3,491,336,582.00	

	5,170,458.84	4,188,233.79
	1,153,438,001.67	22,336,317.19
	130,061,238.62	42,886,444.76
	57,422,163.13	7,689,425.91
	17,423,697.63	15,232,579.24
	25,903,790.57	17,786,142.98
	1,376,290.93	792,342.07
	16,356,981.76	4,774,322.66
“ ”	6,454,487.43	8,018,962.31
	-77,498.98	-2,262,561.98
“-”		
“ ”		
“ ”	25,017.24	
“-”	-14,085,672.82	
“-”	-7,874,982.15	-7,461,627.46
“-”	69,968.79	608,194.14
“ ”	172,832,968.57	5,107,901.70
	1,271,164.79	50,112.58
	6,246,167.17	402,582.00

“ ”	167,857,966.19	4,755,432.28
	18,698,814.07	1,265,293.00
“ ”	149,159,152.12	3,490,139.28
1. “ ”	149,159,152.12	3,490,139.28
2. “ ”		
1.	148,553,520.80	2,044,036.37
2.	605,631.32	1,446,102.91
	2,212,685.91	273,447.27
	2,212,685.91	273,447.27
1.		
2.		
3.		
4.		
5.		
	2,212,685.91	273,447.27
1.		
2.		
3.		
4.		
5.		

6.		
7.		
8.	2,212,685.91	273,447.27
9.		
	151,371,838.03	3,763,586.55
	150,766,206.71	2,317,483.64
	605,631.32	1,446,102.91
	0.61	0.01
	0.61	0.01

4

	2019	2018
	265,607,070.43	472,532,377.47
	222,079,145.92	424,023,165.30
	2,229,173.08	2,034,716.76
	11,396,217.34	13,859,824.70
	22,720,761.78	27,533,758.93
	5,077,574.56	4,469,108.58
	11,469,258.85	11,489,795.16
	12,784,956.77	14,053,538.46
	336,037.26	408,148.97
	4,689,156.87	4,201,093.58
“ ”	11,331,955.64	6,877,108.59
	-69,063.96	-2,262,561.98

“-”		
“ ”		
“ ”		
“-”	-7,373,581.62	
“-”	-606,617.59	-3,791,058.40
“-”	9,173.32	-238,057.93
“ ”	-1,314,974.48	-3,828,906.12
	546,508.88	43,861.12
	354,236.37	368,909.28
“ ”	-1,122,701.97	-4,153,954.28
	-1,789,090.14	-210,569.37
“ ”	666,388.17	-3,943,384.91
“ ”	666,388.17	-3,943,384.91
“ ”		
1.		
2.		
3.		
4.		
5.		
1.		

	99,087,511.70	9,993,852.47
	52,881,460.96	19,176,105.95
	2,841,912,752.:2:‘	

	263,999,983.74	
	464,116,824.74	296,140,000.00
	4,552,494.73	46,089,183.15
	732,669,303.21	342,229,183.15
	424,878,359.29	280,163,563.51
	20,640,911.97	18,118,041.38
	27,539,027.83	17,109,573.05
	473,058,299.09	315,391,177.94
	259,611,004.12	26,838,005.21
	1,254,290.34	1,854,979.64
	58,271,372.89	150,976,618.51
	208,916,171.68	57,939,553.17
	267,187,544.57	208,916,171.68

6

	2019	2018
	290,881,958.53	479,968,138.97
	6,211,683.72	9,252,452.31
	4,104,296.56	7,880,520.38
	301,197,938.81	497,101,111.66
	158,144,988.85	155,958,811.37
	47,506,981.14	36,598,197.35
	4,801,116.71	15,515,258.02
	72,000,301.76	156,725,519.63
	282,453,388.46	364,797,786.37
	18,744,550.35	132,303,325.29

	357,008,627.32	28,000,000.00
	358,086.19	447,473.96
	37,000.00	26,731,055.98
	52,000,000.00	
		676,221.14
	409,403,713.51	55,854,751.08
	18,282,166.16	46,722,253.33
	437,698,627.32	2,500,000.00
	212,630,252.00	
		46,756,000.00
	668,611,045.48	95,978,253.33
	-259,207,331.97	-40,123,502.25
	263,999,983.74	
	175,062,000.00	185,930,000.00
		6,089,183.15
	439,061,983.74	192,019,183.15
	166,662,000.00	268,697,556.55
	10,731,988.80	14,556,109.61
	20,359,770.77	13,953,742.14
	197,753,759.57	297,207,408.30
	241,308,224.17	-105,188,225.15
	-15,567.52	1,822,390.73
	829,875.03	-11,186,011.38
	38,703,790.34	49,889,801.72
	39,533,665.37	38,703,790.34

	2019							
	206,675,000.00	103,115,465.22	273,447.27	26,928,612.04	173,860,886.63	510,853,411.16	10,551,068.57	521,404,479.73
			-87.89		2,690,706.44	2,690,618.55	-21.97	2,690,596.58
	206,675,000.00	103,115,465.22	273,359.38	26,928,612.04	176,551,593.07	513,544,029.71	10,551,046.60	524,095,076.31
“ ”	146,447,175.00	990,393,345.15	2,212,685.91		148,553,520.80	1,287,606,726.86	-3,226,550.29	1,284,380,176.57
			2,212,685.91		148,553,520.80	150,766,206.71	605,631.32	151,371,838.03
	[redacted]	990,393,345.15				1,136,840,520.15	-2,442,923261	1,134,397,57

					267.21							267.21	923.61	190.82
													-1,389,258.00	-1,389,258.00
1														
2														
3													-1,389,258.00	-1,389,258.00
4														
1														
2														
3														
4														
5														
6														
1														
2														
	353,122,175.00				1,093,508,810.37		2,486,045.29		26,928,612.04		325,105,113.87		1,801,150,756.57	7,324,496.31	1,808,475,252.88

	2018		

2 3 4	-1,327,500.00	-8,444,550.00	-9,772,050.00				
1 2 3 4 5							
6	-1,327,500.00	-8,444,550.00	-9,772,050.00				
1							
2							
	206,675,000.00	103,115,465.22	273,447.27	26,928,612.04	173,860,886.63	510,853,411.16	10,551,61


1

[redacted]

[redacted]

[redacted]

( ) (21802548226) 100%
100% 2018 12 31
27

2018 12 31 27 111,315,433
27 100%
317,990,433 ( ) 2018 12 31
([2019]48230001)
2018 6 15 2018 7 17
2018 7 26 2018 8 13 2018
2018 12 5

2018 2048 767,816,500.00
2018

- 8,782,936 7,528,230 3,764,115 15,056,461
7.97 / 353,122,175.00
( ) 2019 10 9 [2019]48230003

2

3
3

3

27.69%

4

2020 4 29

2019 12 31 21 “ ”
4 “ ”

1

2

12

39“ ”
44“
”

1

2

1 1 12 31

3

12

4

3

“ ”

“ ”

4

8 ——

8

9

1

2

“ ”

“ ”

10

1

1

2

3

7

11

12

12

1

1

	%	%
1	3.00	5.00
1-2	10.00	10.00
2-3	20.00	20.00
3-4	30.00	50.00
4-5	40.00	80.00
5	50.00	100.00

2

1-2	10.00	10.00
2-3	20.00	20.00
3-4	30.00	50.00
4-5	40.00	80.00
5	50.00	100.00

2

0

3

0

15

1

2

3

4

16

17

18

19

20

21

22

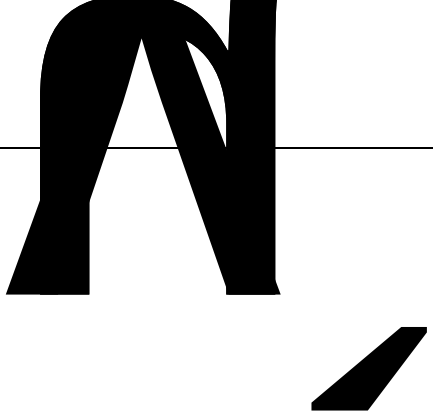

1

2

1

“ ” “ ”

“ ”



24

1

2

	20	4	4.80
	10	4	9.60

26

1

d

27

28

29

30

1

1

1

2

؟

5

31



35

36

1

1
2
3

2

37

1



1

ᵹ ʳ ᵝ ض ‰ 0 \ € s ,ú § ,

2

38

1 ᵀ ᶜ ᵡ ᵃ ᵗ ᵃ ᵘ ᵉ ᴵ€

ᵀts

1 ᶻ ᵒ ᵍ ᵐ ʷ ᵀ ᴶ ᵉ

ᵀ





2

”

Ƨ Ƨ

B

ℵn ظ ч كه ⅃ كه

“ ”

Ŧ

ي đ

3

40

1

1 2

2

3

4

41 /

42

1

1

2

2

1

2

43

1

1
2
3

2

1

2
3
4

[2017]

23 - [2017]8

24 -

[2017]9

37 - [2017]14

" "

2019 4 30

2019

[2019]6

	2018-12-31			2019-1-1
				-
				-
	26,166,750.92	-26,166,750.92		-
		26,166,750.92		26,166,750.92
	306,178,294.51			306,178,294.51
	97,007,509.25			97,007,509.25
	12,411,805.63		-12,411,805.63	-
			15,102,402.21	15,102,402.21
	13,117,368.56			13,117,368.56
	8,731,035.51			8,731,035.51
	273,447.27			273,447.27
	26,928,612.04			26,928,612.04
	173,860,886.63		2,690,596.58	176,551,483.21
	10,551,068.57			10,551,068.57

3

2019 8 7 ——

2019 9 12 ——

2019 1 1

2

□ √

3 2019

√ □

	2018 12 31	2019 01 01	
	238,851,297.47	238,851,297.47	
		17,520,000.00	17,520,000.00

	26,166,750.92		-26,166,750.92
	306,178,294.51	306,178,294.51	
		26,166,750.92	26,166,750.92
	27,867,429.94	27,867,429.94	
	97,0-		

	019
107,722,414.72	
9,684,607.43	
1,015,174,241.61	
10,631,175.67	
13,117,368.56	
31,552,668.95	
,688,520,495.87	2,690,596.58
,907,271,993.39	2,690,596.58
288,120,843.03	

	2,904,581,396.81	2,907,271,993.39	2,690,596.58

	2018 12 31	2019 01 01	
	48,432,843.23	48,432,843.23	

	141,992,078.42	141,992,078.42

	58,500,000.00	58,500,000.00	
	7,497,138.62	7,497,138.62	
	65,997,138.62	65,997,138.62	
	1,845,977,126.54	1,845,977,126.54	
	206,675,000.00	206,675,000.00	
	103,115,465.22	103,115,465.22	
	26,928,612.04	26,928,612.04	
	171,379,998.41	171,379,998.41	
	508,099,075.67	508,099,075.67	
	2,354,076,202.21	2,354,076,202.21	

4 2019

□ √

		16% 13% 6%
		7%
		25% 15%
		3%
		2%

Sunvalley (HK) Limited	16.5%
Sunvalleytek International Inc.	21%
ZBT International Trading Gmbh	15% 5.5%
Sunvalley JAPAN Co.Ltd	15%
Saca Precision Technology S.r.l. Donati S.r.I	24% 3.90%

2

1

m8-2020 ([2016]36)
2019 10 12 ([2019]
1570861137230) 2019 1 1 2019 12 31

2

2018 11 28 (:
GR201844005342) 2018-2020 15% ₦ II

3

43 "

4

1

4

5

6

	[redacted]				

5

dž [redacted]

[redacted]

356,938,424.35	69.91%	19,785,559.58	5.54%	337,152,864.77	277,297,917.60	86.91%	10,710,787.53	3.86%	266,587,130.07		
149,876,401.15											

	11,762.50	11,762.50	100.00%
	10,028.00	10,028.00	100.00%
	9,600.00	9,600.00	100.00%
	9,052.46	9,052.46	100.00%
	8,909.41	8,909.41	100.00%
	5,851.80	5,851.80	100.00%
( )	4,851.00	4,851.00	100.00%
	1,116.00	1,116.00	100.00%
	696.52	696.52	

√ □

1 1	406,018,124.41
1 2	94,501,789.21
2 3	6,761,925.36
3	3,308,975.98
3 4	853,310.15
4 5	931,175.88
5	1,524,489.95
	510,590,814.96

	2,604,907.19

PT.SEKSAMA TOTAL	2,350,614.27		

6

	32,768,771.24	26,166,750.92
	32,768,771.24	26,166,750.92

□ √

□ √

34,547,143.75

34,547,143.75

3 4		323,194.57
4 5		355,807.95
5		3,671.00
		56,697,233.49

3

	706,148.95	3,400.00	570,000.00			139,548.95
	788,620.38	1,471,353.21	61,387.95			2,198,585.64
	1,494,769.33	1,474,753.21	631,387.95			2,338,134.59

4

11,411,219.37	1	20.13%
10,000,000.00	1	17.64%

2

	132,451.67	104,669.12		60,818.05		176,302.74
	5,269,487.49	7,598,500.33		3,948,133.21		8,919,854.60
	633,580.68	170,242.35		185,948.70		617,874.34
	78,212.56	1,570.35				79,782.91
	6,113,732.40	7,874,982.15		4,194,899.96		9,793,814.59

3

4

12

2019 1 1	——	——	——	——

□ √

15

[redacted]

	12	( )	( )	
[redacted] 1 1	___	___	___	___

□ √

2

3

17

[redacted]

((

[redacted]

[redacted]

I

[redacted]

	17,480,39	21,157,99	9,951,42€Đ €	V u• Đ %
	9.12	0.24	.67	
	17,480,39	21,157,99		
	9.12	0.24		

3

1	11,080,646.77	32,137,274.17	2,313,845.36	3,353,547.20	11,135,054.86	60,020,368.36
2		4,560.58	8,245.34	5,653.67	40.57	18,500.16
3.		475,491.69	474,725.29	161,762.58	92,472.42	1,204,451.98
1		376,142.20	472,402.36	161,433.87	91,256.85	1,101,235.28
2		6,824.47				6,824.47
3		92,525.02	2,322.93	328.71	1,215.57	96,392.23
4.	31,756,682.23	111,510,381.64	12,317,431.27	11,943,819.95	59,179,291.47	226,707,606.56
1.						
2.						
1						
3.						
1						
4.						
1.	185,168,287.77	248,975,501.17	3,527,284.88	5,843,117.43	37,425,272.19	480,939,463.44
2.	175,533,218.09	201,610,468.31	5,299,850.08	4,969,534.02	38,373,061.98	425,786,132.48

2

	5,807,069.97	2,753,389.89		3,053,680.08	
	1,708.65	1,640.30		68.35	
	2,431.21	2,333.96		97.25	
	5,811,209.83	2,757,364.15		3,053,845.68	

	104,488,999.16	22,807,589.85		81,681,409.31
	698,315.36	418,989.08		279,326.28
	105,187,314.52	23,226,578.93		81,960,735.59

4

	7,246,747.52		7,246,747.52	37,973,875.81		37,973,875.81

2

	1,376,000.00	1,267,834.61	8,009.62			1,275,844.23	92.73%	92.73				
	14,724,500.00	9,465,179.02	5,201,117.51	14,666,296.53			100.00%	100.00				
	1,072,300.00	1,052,135.34	177.59			1,052,312.93	98.13%	98.13				
	8,037,300.00	7,931,084.71	106,190.88	8,037,275.59			100.00%	100.00				
	2,498,500.00	2,432,796.35	65,672.57	2,498,468.92			100.00%	100.00				
	1,487,200.00	1,400,947.42	86,294.03	1,487,241.45			100.00%	100.00				
U	1,436,500.00	1,436,428.17		1,436,428.17			100.00%	100.00				
	4,624,000.00	4,624,004.21		4,624,004.21			100.00%	100.00				
	8,990,000.00		8,586,853.62	8,586,853.62			100.00%	100.00				
DGM	10,322,000.00		10,126,270.45	10,126,270.45			100.00%	100.00				

	2,378,500.00	3,270,133.32	2,271,699.95	998,433.37	100.00%	100.00
CMI						

26

1

1.	40,074,482.00	5,846,964.08	434,431.33	127,592.00	102,086.68	16,431,828.21	57,455,558.12	120,472,942.42
2.	212,626.08	30,613,099.44	142,083.32			3,054,586.64	195,043.61	34,217,439.09
1	212,626.08					618,000.00	195,043.61	1,025,669.69
2		30,613,099.44	142,083.32			2,421,967.26		33,177,150.02
3								
4						14,619.38		14,619.38
3.						8,264.41	302.67	8,567.08
1						7,592.00		7,592.00
2						672.41	302.67	975.08
4.	40,287,108.08	36,460,063.52	576,514.65	127,592.00	102,086.68	19,478,150.44	57,650,299.06	154,681,814.43
1.	7,011,283.25	79,349.36	10,860.78	10,592.00	4,036.21	5,613,801.37	20,604.73	12,750,527.70
2.	859,948.05	2,266,635.86	71,859.78	32,458.30	20,417.28	2,110,681.33	11,530,059.82	16,892,060.42
1	859,948.06	2,266,635.86	71,859.78	32,458.30	19,783.95	2,111,314.65	11,530,059.82	16,892,060.42
2						8,164.42	81.23	8,245.65

3.						7,592.00		7,592.00
1						572.42	81.23	653.65
4.	7,871,231.31	2,345,985.22	82,720.56	43,050.30	23,820.16	7,716,951.60	11,550,583.32	29,634,342.47
1.								
2.								
1								
3.								
1								
4.								
1.	32,415,876.77	34,114,078.30	493,794.09	84,541.70	78,266.52	11,761,198.84	46,099,715.74	125,047,471.96
2.	33,063,198.75	5,767,614.72	423,570.55	117,000.00	98,050.47	10,818,026.84	57,434,953.39	107,722,414.72

2

27

AJ-ADA007	467,095.39	2,610,078.60		3,077,173.99
VA-LT002	1,871,425.67	6,194,437.79	8,065,863.46	
LT002/		817,8201		

	1,010,528,905.25					1,010,528,905.25
Donati	4,645,336.36					4,645,336.36
	1,015,174,241.61					1,015,174,241.61

2

	0.00					0.00
Donati	0.00					0.00
	0.00					0.00

:

1 2018 4 20 Saca PrecisionTechnology S.r.l. 280 Donati S.r.l70% Donati S.r.l 591,966.20 4,645,336.36 Donati S.r.l 2018 12 31 100% 153,000.00 89,052.35 63,947.65 2018 12 31 51,947.11 101,052.89

2 Donati S.r.l Donati S.r.l 2019 12 31

1

127,128.47

2

15.45% 2018

100% 2018 896

13.18%

	2020	2021	2022	2023	2024	
	6.76%	26.77%	17.02%	10.76%	5.37%	0%
	50.38%	49.46%	48.97%	48.88%	48.88%	48.88%
	6.11%	6.07%	6.00%	6.01%	5.87%	5.83%

Donati S.r.l

29

	4,327,727.51	466,789.99	1,484,374.81		3,310,142.69
	6,165,734.45	13,363,499.42	5,831,338.86		13,697,895.01
		8,038,912.79	1,715,604.68		6,323,308.11
	137,713.71		137,713.71		
	10,631,175.67	21,869,202.20	9,169,032.06		23,331,345.81

30 /

1

	35,434,740.39	6,736,293.60	20,180,106.64	4,209,827.15
	67,489,906.57	10,836,865.64	60,427,538.26	6,751,040.96
	6,991,861.99	1,064,543.97	803,687.52	200,921.88
	13,347,357.42	2,757,165.16	7,382,812.52	1,955,578.57
	5 0.5 7 n			

2

2023	795,070.79	1,145,055.59	2018
2024	4,784,782.32		2019
	5,579,853.11	1,145,055.59	--

31 9

0.00

36

1/j

1	514,515,367.99	255,234,275.80
1 2		1,404,653.17
2 3		205,667.18
3 4		271,279.26
	514,515,367.99	257,115,875.41

2 1

	3 î Ķ

3

5	10,792.00	150,208.02	151,000.02	10,000.00
	24,606,721.69	298,159,678.32	291,220,442.67	31,545,957.34

3

	432,661,114.61	1,543,273,118.42
	433,781,008.74	1,544,404,075.25

1

	168,334.72	150,549.80
	465,937.88	395,898.30
	485,621.53	485,621.53
	1,119,894.13	1,032,069.63

2

		98,887.20
		98,887.20

1

3

1

	404,068,636.00	1,505,000,000.00
	24,046,904.89	36,270,492.12
	4,528,410.55	1,922,705.55
	17,163.17	79,920.75
	432,661,114.61	1,543,273,118.42

2 **1**

42

43

	57,500,000.00	20,000,000.00
	57,500,000.00	20,000,000.00

57,500,000.00 2017 1 19
10,000,000.00 2020 1 18 2017 2 27
20,000,000.00 2020 2 26 2017 6 29
30,000,000.00 1,500,000.00
1,000,000.00 27,500,00.00 2020 6 28

44

□ √

	1,098,673.52	889,804.54
	1,098,673.52	889,804.54

45

1

	,383,933.34	
	57,500,000.00	78,500,000.00
	-57,500,000.00	-20,000,000.00
	60,383,933.34	58,500,000.00

15 -1 -2 -4 -6 15 -1 -2 -3 15 -3 -5 2019 8 12 40,000,000.00 2022 8 11 2019 1 2 20,000,000.00 6,680,000.00 13,320,000.00 2021 12 31 7,063,933.34 662 14 8 801-805 9 901-905 2,808.58 Ů

3

4

47

48

	56,828,598.73	40,540,349.16
	56,828,598.73	40,540,349.16

1

	56,828,598.73	40,540,349.16

2

49

1

2

50

□ √

	13,347,357.42	7,382,812.52	12
	5,661,186.30		
	19,008,543.72	7,382,812.52	--

51

	9,520,953.53	646,080.00	1,338,788.19	8,828,245.34	
	9,520,953.53	646,080.00	1,338,788.19	8,828,245.34	--

	/

899,99

2016	271,113.44			41,022.24			230,091.20	
2015	168,630.00			17,987.16			150,642.84	
	352,499.96			47,000.04			305,499.92	
2016	535,000.00			26,750.00			508,250.00	
2016	265,050.00			33,480.00			231,570.00	
2016	455,326.97			64,281.48			391,045.49	
2016	133,021.06			18,139.20			114,881.86	
2017	109,219.96			13,700.04			95,519.92	
2017	1,999,046.84			285,578.04			1,713,468.80	

2019

166,666.66	20,000.04	146,666.62

2017

86,250.00	15,000.00	71,250.00

2017

52'0 '00

25.0

2017	73,33			96			33,333.39	
2016	716,666.74			99,999.96			616,666.78	
2018		500,000.00		5,154.64			494,845.36	
	9,520,953.53	646,080.00		1,338,788.19			8,828,245.34	

52

□ √

53

		+ -					
	206,675,000.00	146,447,175.00				146,447,175.00	353,122,175.00

2018

2018 2048

111,315,433 100%

767,816,500.00

2018 12 31 [2019]48230001

2019 10 9 2019 9

44477701040005438

15,811,320.75 35,131,742.00

	273,359.38		-2,212,685.91			2,212,685.91		2,486,045.29
	-87.89		-87.89			87.89		
	273,447.27		-2,212,598.02			2,212,598.02		2,486,045.29
	273,359.38		-2,212,685.91			2,212,685.91		2,486,045.29

58



)

1) 0.00

2) 2,690,706.44

3) 0.00

4) 0.00

5) 0.00

61

	3,466,760,067.01	1,933,028,259.10

	130,061,238.62	42,886,444.76

65

	37,545,253.40	3,591,208.33
	2,482,519.78	2,687,888.66
	3,518,585.78	527,426.31
	368,627.82	460,789.85
	608,378.40	292,080.68
	3,084,171.91	130,032.08
	5,602,960.50	
	1,673,524.33	
	1,656,209.54	
	881,931.67	
	57,422,163.13	7,689,425.91

66

	25,903,790.57	17,786,142.98
	1,376,290.93	792,342.07
	-7,392,191.59	-1,518,604.33
	2,333,162.25	206,198.72
	983,369.98	912,111.26
	-3,028,142.65	-1,360,927.32
	17,423,697.63	15,232,579.24

67

	200,000.04	200,000.04
	50,000.04	50,000.04
	20,000.04	20,000.04
	6,307.68	6,307.68
	35,000.04	35,000.04
	47,000.04	47,000.04
	26,554.56	28,767.44
	3,516.49	
2014	11,265.00	11,265.00
2015	5,000.04	5,000.04
2015	11,327.64	11,327.64
2015		75,805.91
2015	17,987.16	22,484.00
2016	14,350.44	14,350.44
2016	41,022.24	41,022.24
2016	26,750.00	
2016	33,480.00	33,480.00
2016	64,281.48	64,281.48
2016	18,139.20	18,139.20
2016	99,999.96	99,999.96
2017	13,700.04	13,700.04
2017	285,578.04	856,734.36

			2019
2017		20,000.04	33,333.34
2017		15,000	
2017		0.00	
2017			
2017			
2018			
2018			
2018			
2019			



2018	Donati	1,500,000.00
2018		200,000.00
2018		100,000.00
2018		100,000.00
2018		32,229.66
2019		1,000,000.00
2019		



70

ŭ

25,017.24



	6,246,167.17	402,582.00	6,246,167.17

76

1

	28,663,180.12	2,420,551.41
	-9,964,366.05	-1,155,258.41
	18,698,814.07	1,265,293.00

2

	167,857,966.19
/	25,178,694.93
	1,482,243.42
	-1,707,590.60
	-1,893,499.28
	104,535.90
	-139,514.36
	1,718,454.44
/	517,871.32
	-6,562,381.69
	18,698,814.07

77

57

78

1

	15,664,273.57	12,016,706.86
-	773,752.29	791,178.27
	32,490.00	2,921,076.55
	3,077.02	61,912.34
	36,407,868.08	3,385,231.93
	52,881,460.96	19,176,105.95

2

	3,434,617.27	
	12,828,966.37	1,286,401.11
	197,869,309.08	23,058,237.19
	16,747,432.50	737,582.01
	230,880,325.22	25,082,220.31

3

		228,747.18
		447,473.96
		144,864,872.09
		145,541,093.23

4

		477,698.48
		477,698.48

5

4,999

	16,892,060.42	2,012,300.61
	9,169,032.06	
“ ”	-69,968.79	-608,194.14
“ ”	77,879.78	
“ ”	-25,017.24	
“ ”	24,649,500.23	16,893,319.97
“ ”	-6,454,487.43	-8,018,962.31
“ ”	-8,277,499.81	-1,187,499.78
“ ”	-1,701,655.60	
“ ”	-156,800,816.91	47,269,942.36
“ ”	-329,188,064.78	-218,021,911.03
“ ”	373,475,105.24	107,438,538.48
		6,765,512.94
	152,886,242.62	14,471,512.53
2	--	--
3	--	--
	267,187,544.57	208,916,171.68
	208,916,171.68	57,939,553.17
	58,271,372.89	150,976,618.51

2

	--
	--
	--

3

	--
	--
	--

4

	267,187,544.57	208,916,171.68
	68,829.25	33,329.31
	243,701,808.38	207,191,054.36
	23,416,906.93	
	267,187,544.57	208,916,171.68

80

“ ”

81

	28,857,558.89
	32,203,250.69
	1,854,119.21
	81,960,735.59 Ṛ Ā

82

1

	--	--	
	2,222,086.87	6.9762	15,501,722.42
	864,135.35	7.8155	6,753,649.83
	356,553.18	0.8958	

	39,809.76	6.9762	0.85
	1,799,384.34	7.8155	21
	4,629,969.00	0.0641	296,[illegible]01
	172,245.57	7.8155	1,346,185.25
	3,954,113.68	0.0641	253,458.69
	1,788,983.51	0.8958	1,602,535.65
	111,488.54	9.1501	1,020,131.29
	31,220.87	4.8843	152,492.10
	5,343.85	7.8155	41,764.86

Ä2

√ □

1 € ž È Precision Technology S.r.l Donati S.r.l

2 Sunvalley HK Limited PROFOUND CENTURY LIMITED HERITAGE WISDOM LIMITED Spectrum Power Company Limited Earfun Technology (HK) Limited Xiaojia Technology Co., Limited yunvaio S iu itonaoo

		2019
	50,000.04	50,000.04
	20,000.04	20,000.04
	6,307.68	6,307.68
	35,000.04	35,000.04
	47,000.04	47,000.04
	26,554.56	26,554.56
	3,516.49	3,516.49
2014	11,265.00	11,265.00
2015	5,000.04	5,000.04
2015	11,327.64	11,327.64
2015	17,987.16	17,987.16
2016	14,350.44	14,350.44
2016	41,022.24	41,022.24
2016	26,750.00	26,750.00
2016	33,480.00	33,480.00
2016	64,281.48	64,281.48
2016	18,139.20	18,139.20
2016	99,999.96	99,999.96
2017	13,700.04	13,700.04
2017	285,578.04	285,578.04

2017	20,000.04		20,000.04
2017	15,000.00		15,000.00
2017	91,230.00		91,230.00
2017	24,195.00		24,195.00
2017	39,999.96		39,999.96
2018	15,835.80		15,835.80
2018	94,166.16		94,166.16
2018	5,154.64		5,154.64
2019	1,946.42		1,946.42
	4,656,900.00		4,656,900.00
	1,990,000.00		1,990,000.00
	1,413,400.00		1,413,400.00
	1,253,200.00		1,253,200.00
	629,200.00		629,200.00
	285,000.00		285,000.00
	130,500.00		130,500.00
	42,672.00		42,672.00
	37,650.00		37,650.00
	100,000.00		100,000.00
	71,452.00		71,452.00
	380,000.00		380,000.00

2019	40,760.20		40,760.20
2019	1,743.00		1,743.00
	16,356,981.76	--	16,356,981.76

2

□ √

85

1

1

2

3

4

□ √

5

6

2

1

4

□ √

□ √

5

			%
PROFOUND CENTURY LIMITED		0.13	100.00
HERITAGE WISDOM LIMITED		0.13	100.00
Spectrum Power Company Limited		0.13	100.00
Earfun Technology (HK) Limited		-	100.00
Xiaojia Technology Co., Limited		-	100.00
		8,500,000.00	85.00%
HONGKONG ABUNDANT ADVANCE LIMITED		-	100.00
		10,000.00	100.00

6

1

1

				100.00%		
				100.00%		
				100.00%		
Saca Precision Technology S.r.l.				100.00%		
Donati S.r.l.					80.00%	

		2019
	100.00%	
		100.00%
		100.00%
nvalley HK nited		100.00%
Sunvalleytek International Inc.		100.00%
ZBT International Trading GmbH		100.00%
SUNVALLEY JAPAN Co. Ltd		100.00%
PROFOUND CENTURY LIMITED		100.00%
HERITAGE WISDOM LIMITED		100.00%
Spectrum Power Comp] Y		

LIMITED						

2

3

1

				20.00%		

20% 20%

2

	/	/

3

	/	/			
	16,826,568.67	17,836,237.75	6,471,580.79	23,369,115.30	32,339,917.39
	170,597.37	194,023.21	511,147.42	78,365,684.16	17,479,551.89
	16,997,166.04	18,030,260.96	6,982,728.21	101,734,799.46	49,819,469.28
	5,959,683.97	8,409,586.85	665,621.08	89,794,894.28	28,997,193.73
	5,959,683.97	8,409,586.85	665,621.08	89,794,894.28	28,997,193.73
	2,207,496.41	1,924,134.82	1,895,132.14	4,775,962.07	8,328,910.22
	8,829,985.66	7,696,539.29	4,421,974.99	7,163,943.11	12,493,365.33
	2,207,496.41	1,924,134.82	1,895,132.14	4,775,962.07	8,328,910.22

--	-90,402.28	63,387.77	-10,448.71

7

8

4

2019 12 31

	1,132,234.60	1,132,234.60	
	496,424.20	496,424.20	
	378,377.20	305,008.24	
	304,425.10	304,425.10	
	298,133.20	298,133.20	
	245,856.00	245,856.00	
	211,646.52	211,646.52	
	150,346.75	150,346.75	
	146,633.40	146,633.40	
( )	79,819.20	79,819.20	
	73,499.21	73,499.21	
	55,504.40	55,504.40	
	50,900.00	50,900.00	
	46,727.49	46,727.49	
	43,594.50	43,594.50	
	11,762.50	11,762.50	
	10,028.00	10,028.00	
	9,600.00	9,600.00	
	9,052.46	9,052.46	
	8,909.41	8,909.41	
	5,851.80	5,851.80	
( )	4,851.00	4,851.00	
	1,116.00	1,116.00	
	696.52	696.52	

3

14,167.95

1,805.65

1,708.07

1

	--	--	--	--
		15,127,419.45		15,127,419.45
	--	--	--	--

5

6

7

8

9

1

			1,050.00	27.69%	27.69%

2

1

3

3

4

	100%
	5.52%
	2.69%

5

1

/

فخ

						/

/

/

2,0:

5

	5,000,000.00	2018 12 19	2019 01 02	
	2,000,000.00	2019 01 28	2019 01 29	
	5,000,000.00	2019 05 29	2019 07 02	
	30,000,000.00	2019 08 07	2019 08 13	
	600,000.00	2019 08 14	2019 08 16	
	2,000,000.00	2019 08 14	2019 08 16	
	15,000,000.00	2019 08 30	2019 09 23	
	4,500,000.00	2019 08 30	2019 09 23	
	500,000.00	2019 08 30	2019 09 23	
	10,000,000.00	2019 08 30	2019 09 23	
	10,000,000.00	2019 08 30	2019 09 23	
	1,000,000.00	2019 08 30	2019 09 23	
	9,000,000.00	2019 08 30	2019 09 03	
	3,000,000.00	2019 09 06	2019 09 24	
	660,000.00	2019 09 03	2019 09 19	
	6,000,000.00	2019 09 03	2019 09 19	
	5,000,000.00	2019 09 12	2019 09 24	

	7,000,000.00	2019 09 12	2019 09 24	
	3,000,000.00	2019 09 12	2019 09 24	
	4,000,000.00	2019 09 27	2019 12 05	
	2,000,000.00	2019 09 27	2019 12 05	
	4,000,000.00	2019 09 27	2019 12 05	
	5,000,000.00	2019 09 27	2019 12 05	
	500,000.00	2019 11 28	2019 12 19	
	500,000.00	2019 11 29	2019 12 19	
	3,000,000.00	2019 12 19	2019 12 19	
	10,000,000.00	2019 10 11	2019 12 25	
	4,100,000.00	2019 12 27	2019 12 27	
	2,000,000.00	2019 01 28	2019 01 29	
	4,000,000.00	2019 05 29	2019 07 02	
	1,000,000.00	2019 05 29	2019 07 02	
	1,500,000.00	2019 08 07	2019 08 13	
	28,500,000.00	2019 08 07	2019 08 13	
	2,600,000.00	2019 08 14	2019 08 16	
	41,000,000.00	2019 08 30	2019 09 23	
	5,000,000.00	2019 08 30	2019 09 03	

4,000,000.00	2019	08	30	2019	09	03
3,000,000.00	2019	09	06	2019	09	24
5,000,000.00	2019	09	03	2019	09	19
740,000.00	2019	09	06	2019	09	19
920,000.00	2019	09	06	2019	09	19
15,000,000.00	2019	09	12	2019	09	24
15,000,000.00	2019	09	27	2019	12	05
4,000,000.00	2019	11	21	2019	12	19
10,000,000.00	2019	10	11	2019	12	25
4,100,000.00	2019	12	27	2019	12	27
8,000,000.00	2019	10	21	2020	03	02
2,000,000.00	2019	11	15	2020	03	02
1,000,000.00	2019	11	21			



	481.74	333.71

8

6

1

		11,000,000.00	4,999,984.10
		485,621.53	485,621.53

7

8

1

□ √

2

□ √

3

□ √

4

5

1

1

	31,959,138.59	25,781,193.42
1	13,817,629.29	11,238,158.67
2	10,186,347.46	7,524,316.51
3	3,305,998.92	4,754,464.28
	4,649,162.92	2,264,253.96
	31,959,138.59	**25,781,193.42**

2

1



2

3

1

2

	35,312,217.50
	35,312,217.50

3

4

1

2019 2020 4 29 2019 12 31 353,122,175 10 0.85 30,015,384.88

2

2020

0 @8Ûˆ +O

1



	019.45		8.67	60.78	76.28	.76		4.52
	7,932,429.81	5.28%		7,932,429.81				
	150,273,565.52	100.00%	11,694,174.93	7.78%	138,579,390.59	144,920,133.93	100.00%	7,537,257.68	5.20%	137,382,876.25

	43,594.50	43,594.50	100.00%	
	8,909.41	8,909.41	100.00%	
	11,762.50	11,762.50	100.00%	
( )	4,851.00	4,851.00	100.00%	
	150,346.75	150,346.75	100.00%	
	5,851.80	5,851.80	100.00%	
	245,856.00	245,856.00	100.00%	
	3,528,116.26	3,528,116.26	--	--

8,166,058.66

	138,813,019.45	8,166,058.66	5.88%
1	86,915,967.48	2,607,479.02	3.00%
1 2	4[redacted]	4,831,959.99	10.00%
2 3	3,519,785.98	703,957.20	20.00%
3 4	4,039.72	1,211.92	30.00%
4 5	53,626.32	21,450.53	40.00%
5			
	7,932,429.8[illegible]		

□ √

1	1	94,848,397.29
1 2		48,694Ü Ø

	2,350,614.27

PT.SEKSAMA

TOTAL 2,350,614.27

2

3

□ √

2

1

( )		

2 1

( )				

3

□ √

3

1

	106,987,823.80	61,956,428.88
	174,451.53	
	12,172,000.00	
	691,613.60	465,956.00
	381,883.18	271,597.44

287,618.23	129,251.77
20,427,712.03	63,794,458.67

	706,860.06	1,436,050.10		2,142,910.16
	1,368,379.01	1,436,050.10	570,000.00	2,234,429.1

7

8

3

	1,818,978,352.00		1,818,978,352.00	1,816,756,000.00		1,816,756,000.00
	3,242,268.57		3,242,268.57	14,440,399.12		14,440,399.12
	1,822,220,620.57		1,822,220,620.57	1,831,196,399.12		1,831,196,399.12

1

	( )

	( )			( )	
	2,985,921 .49	256,347.0 8		3,242,268 .57	
	1,855,516 .59	1,911,554 .23	56,037.64		

5

	-69,063.96	-2,262,561.98
	11,042,933.41	8,692,196.61
	358,086.19	447,473.96
	11,333 , 8,ž	

2

		/	/
	10.67%	0.48	

,ú
ò˜‡ PÒ #¿ ! ˆ I Ã